

MECHANISMS





**MECHANISMS
FOR SOFA-BED**

**OPENING ITALIAN
SYSTEM (STYLING)**

MOD. 710

MOD. 710 MOTORISED

MOD. 710 L

MOD. 710 MAGNUM

MOD. 690

**2 LEYER REMOVABLE
BUNK BED SESAMO**

MOD. 201 LIFT (STYLING)

M-84

M-84 ECO

MECHANISMS FOR SOFA-BED

MECHANISMS OPENING ITALIAN SYSTEM (STYLING)





C&O exclusive distributor of  styling in Spain & Portugal

Aside Styling and under their Know – How guidelines, we have our own section with more than 10 years of experience where, following the Italian company quality standards, we put together each one of the 200 pieces needed for our mechanisms.

The result is an extraordinary mechanisms able to hold more than 5000 different openings where the most high quality steel is our principal.



MECHANISMS FOR SOFA-BED

MOD. 710 (N°1 IN SALES)



ELEVATOR MOD. 710

NOVELTY



MOVE YOUR SOFA WITHOUT ANY EFFORT

MOD. 710

DESCRIPTION:

Folded removable system through rotation of the backrest in just one movement, no need to remove any part of the cover which allows the backrest to stay unseen under the bed.

Number 1 in sales characterized by its Comfort, Safeness, Design and Technology. We have high stocking in a wide range of measurements.

USE:

Mechanism for sofa-bed special contract and domestic use.

Quality and fastness of the materials used, the best guarantee for its durability and reliability which makes it perfect for an everyday use at big sites such as hotels, hospitals, etc. **Guaranteed for 5000 openings.**

TECHNICAL CHARACTERISTICS:

The assembly system made by bayonets makes this mechanisms to be the main structure of the sofa, which makes the rest of the components such as front, back and arms to fix on it.

WATCH VIDEO <https://www.youtube.com/watch?v=u1wG0fqluwl>

This millimetric adjustment of all of their pieces allows an easy and silent opening of the bed. Its surface is made of an electrowelded and plasticized metallic mesh (characteristic red color) to provide a high durability. The seating side is made of elastic straps which gives more comfort to the sofa.

The mod. 710 **allows a 200 cm long and 14 cm high mattress.**

This model is available in different **versions:**

710

710 motorized, allows an automatic total opening of the mechanism.

710 L, measurements: 5 cm lower at the seating providing an extra to its design which makes the difference to the rest.

710 MAGNUM, admits an up to 18 cm thick mattress.



+ 5000
openings



MECHANISMS FOR THE SOFA BED

MOD. 710

REFERENCE	OUTSIDE MEASURE	MATRESS SIZE
0201001006	182	160 x 200
0201001005	162	140 x 200
0201001004	142	120 x 200
0201001002	112	90 x 200
0201001001	92	70 x 200



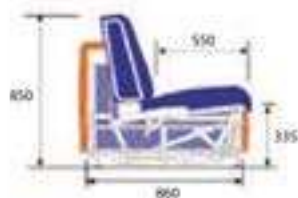
+ 5000
openings



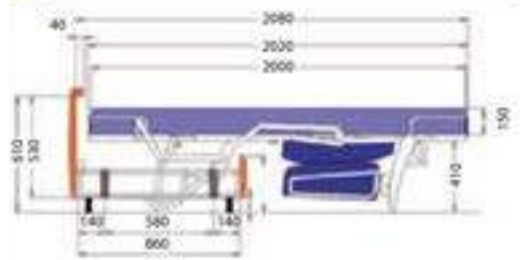
For any other measure, contact us.

TECHNICAL

Sofa



Bed version



Dimension



A }
182 cm
162 cm
142 cm
112 cm
92 cm

B }
165 cm
145 cm
125 cm
95 cm
75 cm

Mattress



160 x 200 x 14
140 x 200 x 14
120 x 200 x 14
90 x 200 x 14
70 x 200 x 14

MECHANISMS FOR THE SOFA BED

710 L / 5 cm lower at the seating

REFERENCE	OUTSIDE MEASURE	MATRESS SIZE
0201013001	162	140 x 200



CHARACTERISTICS:

The sofa is 5 cm lower at the seating which makes the difference to the rest in the market.

+ 5000 openings

Contact us for any other measurements

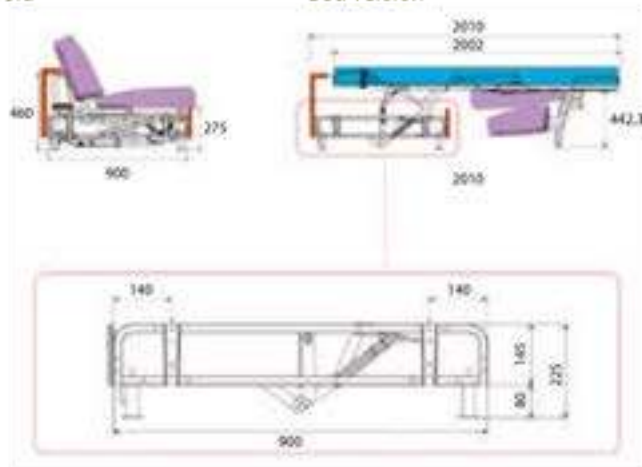


Its special measurements provide an extra to the design to the final appearance of the sofa.

TECHNICAL

Sofa

Bed version



Dimension



A } 162 cm

B } 145 cm

Mattress



} 140 x 200 x 14

MECHANISMS FOR THE SOFA BED

BACKREST OF THE SOFA MOD. 710 L

REFERENCE	DESCRIPTION	OUTSIDE MEASURE
0204007001	BACKREST L	162
0203003010	REST HEADS L (PAIR)	



MECHANISMS FOR THE SOFA BED

MOD. 710 MAGNUM / Admits a mattress up to 18 cm thick.

REFERENCE	OUTSIDE MEASURE	MATRESS SIZE
0201001024	182	160 x 200 x 18
0201001021	162	140 x 200 x 18
0201001022	142	120 x 200 x 18
0201001023	112	90 x 200 x 18

Contact us for any other measurements



+ 5000
openings

MATRESS 18 CM NOVELTY



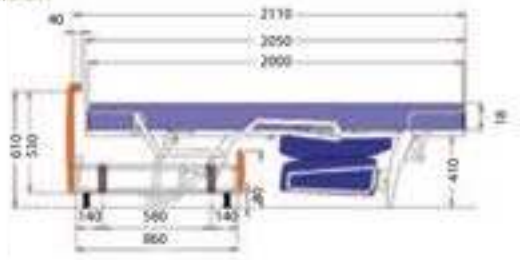
It is a bed, perfect for the most demanding users, where rest and comfort are assured.

TECHNICAL

Sofa



Bed version



Dimension



A {
182 cm
162 cm
142 cm
112 cm

B {
165 cm
145 cm
125 cm
95 cm

Mattress



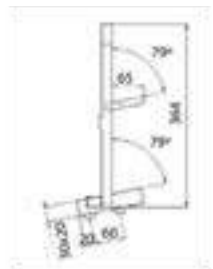
{
160 x 200 x 18
140 x 200 x 18
120 x 200 x 18
90 x 200 x 18

MECHANISMS FOR THE SOFA BED

BACKRESTS FOR MODELS: 710, 710 MOTORIZED, 710 L & 710 MAGNUM

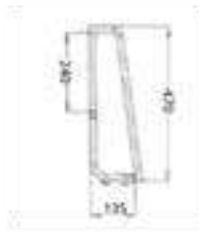
STANDARD

REFERENCE	OUTSIDE MEASURE
0204002006	182
0204002005	162
0204002004	142
0204002002	112
0204002001	92



CUSHION GUARDS

REFERENCE	OUTSIDE MEASURE
0204001006	182
0204001005	162
0204001004	142
0204001002	112
0204001001	92



Providing space to keep the pillows.

CRIQUET

REFERENCE	OUTSIDE MEASURE
0204005002	182
0204005001	162
0204005003	142
0204005005	112
0204005006	92



FRAME

HEAD REST



For version criqueto, the frame and headrest Bali, are optional.

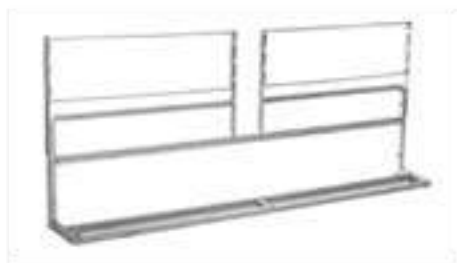
For all mechanism options, backrest is optional.

MECHANISMS FOR THE SOFA BED


BACKRESTS FOR MODELS: 710, 710 MOTORIZED, 710 L & 710 MAGNUM

KARDAM

REFERENCE	OUTSIDE MEASURE
0204009005	182
0204009004	162
0204009003	142
0204009002	112
0204009001	92



NOVELTY




TECHNICAL




NELLA

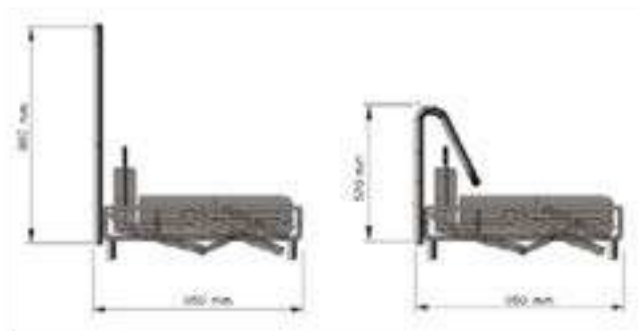
REFERENCE	OUTSIDE MEASURE
0204008005	182
0204008004	162
0204008003	142
0204008002	112
0204008001	92



NOVELTY



TECHNICAL



MOD. 690

CHARACTERISTICS:

Embeddable mechanism with front opening system through one simple rotation of the backrest, no need to remove any part of the cover which allows the backrest to stay unseen under the bed.

USE:

Mechanism for the sofa bed, ideal habitat.
Quality and fastness of the materials used, the best guarantee for its durability and reliability.

Guaranteed for 4000 openings.

TECHNICAL CHARACTERISTICS:

The assembly system made by bayonets makes this mechanisms to be the main structure of the sofa, which makes the rest of the components such as front, back and arms to fix on it.

WATCH VIDEO <https://www.youtube.com/watch?v=u1wG0fqj-uwIvV>

This millimetric adjustment of all of their pieces allows an easy and silent opening of the bed.
Its surface is made of an electro welded and plasticized metallic mesh (characteristic red color) to provide a high durability. The seating side is made of elastic straps which gives more comfort to the sofa.

Mod. 690, admits a mattress of 190 cm length and 12 cm height.



**+ 4000
openings**

MECHANISMS FOR THE SOFA BED


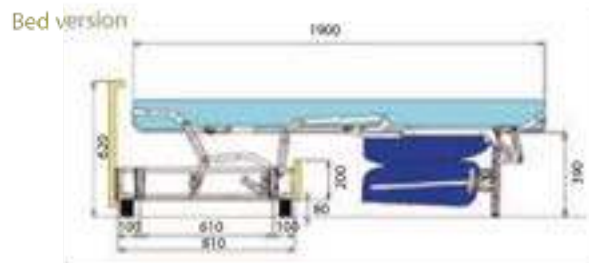
MOD. 690

REFERENCE	OUTSIDE MEASURE	MATTRESS SIZE
0201002004	182	160 x 190
0201002003	162	140 x 190
0201002002	142	120 x 190
0201002001	112	90 x 190

Contact us for any other measurements



TECHNICAL



Mattress

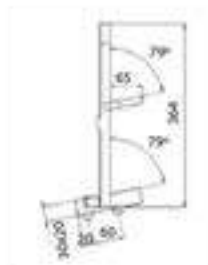


160 x 190 x 12
140 x 190 x 12
120 x 190 x 12
90 x 190 x 12

BACKREST FOR MOD. 690

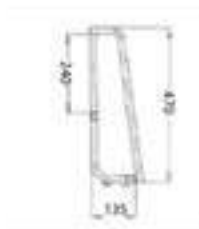
STANDARD

REFERENCE	OUTSIDE MEASURE
020400304	182
020400303	162
020400302	142
020400301	112



CUSHION GUARDS

REFERENCE	OUTSIDE MEASURE
020400304	182
020400303	162
020400302	142
020400301	112



Equipped with a space to store the pillows of the bed

SAFETY LOCK

REFERENCE

0203001006

DESCRIPTION

SAFETY LOCK



PLASTIC FOOT STAND

REFERENCE

0203001004

DESCRIPTION

PLASTIC FOOT STAND



Altura: 8 cm

MALE & FEMALE BAYONETS

REFERENCE

0203001002

DESCRIPTION

MALE BAYONET

0203001003

FEMALE BAYONETS



DOUBLED MALE BAYONET FOR JOINING

REFERENCE

0203001009

DESCRIPTION

DOUBLED MALE BAYONET



ELEVATOR ^{NEW}

REFERENCE

0203001008

DESCRIPTION

ELEVATOR MOD. 710



Only applicable to mod. 710

TWIN KIT

REFERENCE

0203004002

DESCRIPTION

TWIN KIT



COMPOSITION OF COMPLETE MECHANISM EXAMPLES:

MOD. 710 - 162


DESCRIPTION	UNITS
MECHANISM MOD. 710 - 162	1
BACK GUARDS CUSHIONS	1
MATTRESS MOD. CAPRI 140 x 200 x 14	1
ELEVATOR (OPTIONAL)	1
MALE BAYONETS	6
FRONT SAFETY	2
FEET	4

MOD. 690 - 162

DESCRIPTION	UNITS
MECHANISM MOD. 690 - 162	1
BACKREST STANDARD	1
MATTRESS MOD. MALTA 140 x 190 x 12	1
MALE BAYONET	6
FOOT	4



COMPLETE MECHANISM



SOFA BED MOD. REMOVABLE SESAMO

REFERENCE	OUTSIDE MEASURE	MATRESS SIZE
0201007001	190 x 85	(HIGHER) 85 x 190 x 12 (LOWER) 80 x 185 x 12

Contact us for any other measurements

DESCRIPTION:

Mechanism convertible into a bed though sliding the bottom part.

Mechanism for sofa-bed special contract and domestic use. Quality and fastness of the materials used, the best guarantee for its durability and reliability which makes it perfect on the day to day basis at big sites such as hotels, hospitals, nursing homes, etc.

TECHNICAL CHARACTERISTICS:

Mechanism made of a double-layer bed base:

Top bed base (fixed to the frame), is formed by the main structure of the sofa, which makes the rest of the components such as front, back and arms to fix on it.

Bottom bed base (movable and fold out), hidden under the main structure, forming the front part of the sofa. This provides a security system to raise the bed base, which also stops the bed from closing accidentally.

This mechanism has the option to assemble the arms and the back side through bayonets.

For junior bedrooms, it is very convenient because the whole system fits as a one piece of furniture.

It is made of high resistant coldrolled steel tubes lacquered with black epoxy resins in high temperature ovens.

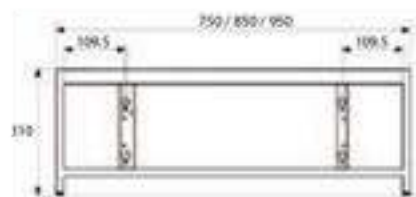
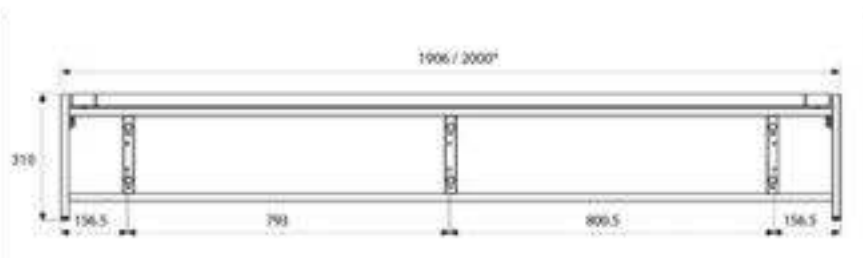
This model admits a mattress of 15 cm thick for the upper bed base and, another one up to 12 cm thick for the lower bed base.



+ 3500
openings



TECHNICAL



MECHANISMS FOR THE SOFA BED

DOUBLE-LAYER FRAME MOD. 201 LIFT

REFERENCE	OUTSIDE MEASURE	MATTRESS SIZE
0201005003	182	160 x 190
0201005002	162	140 x 190
0201005004	142	120 x 190
0201005001	112	90 x 190

Contact us for any other measurements

DESCRIPTION:

Double-layer mechanism with frontal opening movement in 2 times which brings the seats under the bed.

USE:

Mainly used in sofa beds for domestic used and contract. Quality and fastness of the materials used are the best guarantee for its durability and reliability.

TECHNICAL CHARACTERISTICS:

Double-layer mechanism with frontal opening movement in 2 times which provides a mobile system where the seat cushions are held allowing the bed to get straight without removing them.

The mod. 201 LIFT gets anchored to the structure of the sofa through 2 steel plates at the sides which assure their attachment.

The surface of the bed is made of an electrowelded steel mesh to give a greater durability. The seat side is made of elastic straps to provide a better comfort.

It is made of high resistance coldrolled steel tubes lacquered with black epoxy resins in high temperature ovens.

This model admits both spring and foam mattresses of 190 cm long and 12 cm tall.

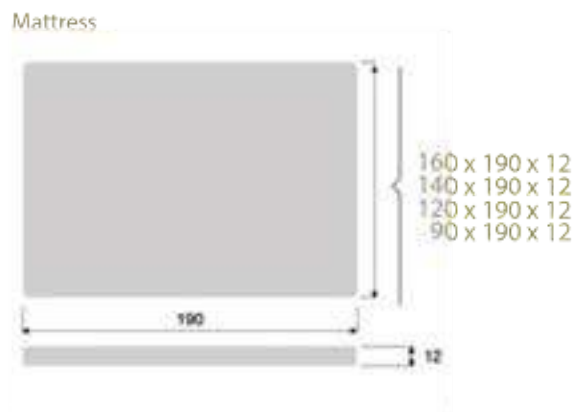
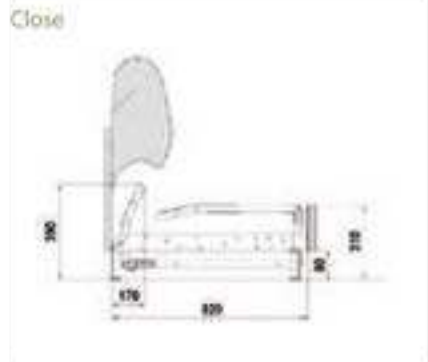
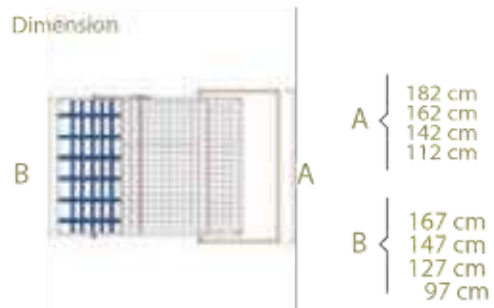
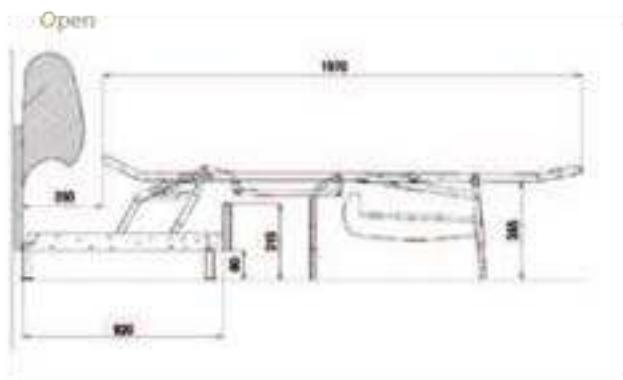


+ 3500 openings



MECHANISMS FOR THE SOFA BED

TECHNICAL



MOD. 710 MAGNUM

MOD.M-84

REFERENCE	OUTSIDE MEASURE	MATRESS SIZE
0201003008	152	135 x 180
0201003006	132	120 x 180
0201003004	112	100 x 180
0201003003	102	90 x 180
0201003002	92	80 x 180
0201003001	82	70 x 180

Contact us for any other measurements

DESCRIPTION:

2-fold mechanisms with 2-step front opening movement.



MOD. M-84 ECO

2 FOLDS

REFERENCE	OUTSIDE MEASURE	MATRESS SIZE
0201004008	152	135 x 180
0201004006	132	120 x 180
0201004004	112	100 x 180
0201004003	102	90 x 180
0201004002	92	80 x 180
0201004001	82	70 x 180

Contact us for any other measurements

DESCRIPTION:

2-fold mechanisms with 2-step front opening movement.



TECHNICAL

MOD. M-84

USE:

Mainly used in sofa beds for domestic used.

TECHNICAL CHARACTERISTICS:

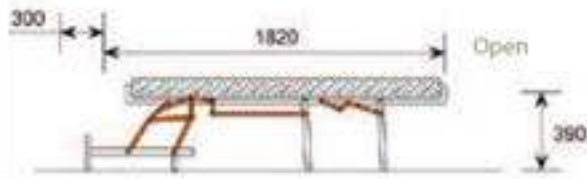

The mod. 201 LIFT gets anchored to the structure of the sofa through 2 steel plates at the sides which assure their attachment.

It provides 2 additional front foot-stands and 4 of them for the back side which ensure and strengthen the bed.

The surface of the bed is made of wooden slats over the steel structure of high resistance tubes.

The seat part is made of elastic straps which provide a more comfortable seating.

This model admits both spring and foam mattresses of 180 cm long and 12 cm tall.



MOD. M-84 ECO

This has the same benefits and qualities as mod. M-84, with the exception of the additional foot-stands.



SOFA BED PADS

MODEL CAPRI

MODEL BALI

MODEL IBIZA

MODEL MALTA

MODEL KEA

MODEL ELBA

SOFA BED PADS



We entirely manufacture our sofa bed pads at our warehouse, as well as personalize our finishings as customer requirements. We offer a wide range of different choices so our customers can design themselves their own mattress as needed.



WE CUSTOMIZE THE FINISHES



We manufacture mattresses for sofa-beds in any size and finish

VISCO SUAPEL FUXIA MATTRESS

140 x 200 x 14

MODEL CAPRI

REFERENCE	SIZE	MECHANISM MODEL
0202002006	160 x 200 x 14	Mod. 710, Mod. 710 Motorized y Mod. 710 L
0202002005	140 x 200 x 14	Mod. 710, Mod. 710 Motorized y Mod. 710 L
0202002004	120 x 200 x 14	Mod. 710, Mod. 710 Motorized y Mod. 710 L
0202002003	100 x 200 x 14	Mod. 710, Mod. 710 Motorized y Mod. 710 L
0202002002	90 x 200 x 14	Mod. 710, Mod. 710 Motorized y Mod. 710 L
0202002001	70 x 200 x 14	Mod. 710, Mod. 710 Motorized y Mod. 710 L



COMPOSITION:

NUCLEUS:
Foam nucleus D25.

PADDED:
Padded woven 1 face + 1 cm viscoelastic.

FABRIC:
Stretch woven 100% polyester.

COTTON TRIMMING:
White cotton trimming.

THICKNESS:
+/- 14 cm



Nucleus
D25



Viscoelastic
Padding



Stretch
fabric



SOFA BED PADS

MODEL BALI

REFERENCE	SIZE	MECHANISM MODEL (recommended)
0202018024	160 x 200 x 18	Mod. 710 Magnum
0202018023	140 x 200 x 18	Mod. 710 Magnum
0202018022	120 x 200 x 18	Mod. 710 Magnum
0202018025	100 x 200 x 18	Mod. 710 Magnum
0202018021	90 x 200 x 18	Mod. 710 Magnum



COMPOSITION:

NUCLEUS:

Foam nucleus D25 + 3 cm viscoelastic.

PADDED:

Padded woven 1 face.

FABRIC:

Stretch woven 100% polyester.

COTTON TRIMMING:

White cotton trimming.

THICKNESS:

+/- 18 cm



Nucleus
D25



Viscoelastic



Stretch
fabric



SOFA BED PADS

MODEL IBIZA

REFERENCE	SIZE	MECHANISM MODEL (Incluído en el precio)
0202008002	160 x 200 x 14	Mod. 710, Mod. 710 Motorized y Mod. 710 L
0202008001	140 x 200 x 14	Mod. 710, Mod. 710 Motorized y Mod. 710 L
0202008003	120 x 200 x 14	Mod. 710, Mod. 710 Motorized y Mod. 710 L
0202008023	100 x 200 x 14	Mod. 710, Mod. 710 Motorized y Mod. 710 L
0202008004	90 x 200 x 14	Mod. 710, Mod. 710 Motorized y Mod. 710 L
0202002005	70 x 200 x 14	Mod. 710, Mod. 710 Motorized y Mod. 710 L

02020012002	85 x 190 x 12	Mod. Sésamo extraible
02020012001	80 x 185 x 12	Mod. Sésamo extraible



COMPOSITION:

NUCLEUS:

Foam nucleus D25.

PADDED:

Wadding padded woven 1 face.

FABRIC:

Stretch woven 100% polyester.

COTTON TRIMMING:

White cotton trimming.

THICKNESS:

+/- 14 cm



Nucleus
D25



Stretch
fabric



MODEL MALTA

REFERENCE	SIZE	MECHANISM MODEL
0202007004	160 x 190 x 12	Mod. 690, Mod. 201 Lift
0202007003	140 x 190 x 12	Mod. 690, Mod. 201 Lift
0202007006	130 x 190 x 12	Mod. 690, Mod. 201 Lift
0202007002	120 x 190 x 12	Mod. 690, Mod. 201 Lift
0202007005	110 x 190 x 12	Mod. 690, Mod. 201 Lift
0202007007	105 x 190 x 12	Mod. 690, Mod. 201 Lift
0202007001	90 x 190 x 12	Mod. 690, Mod. 201 Lift
0202008012	132 x 175 x 12	Mod. M84, Mod. M84 Eco
0202008013	112 x 175 x 12	Mod. M84, Mod. M84 Eco
0202008015	92 x 175 x 12	Mod. M84, Mod. M84 Eco
0202008016	82 x 175 x 12	Mod. M84, Mod. M84 Eco
0202008017	72 x 175 x 12	Mod. M84, Mod. M84 Eco
0202008018	62 x 175 x 12	Mod. M84, Mod. M84 Eco



COMPOSITION:

NUCLEUS:

Foam nucleus D25.

PADDED:

Wadding padded woven 1 face.

FABRIC:

Merinos fabric.

COTTON TRIMMING:

White cotton trimming.

THICKNESS:

+/- 12 cm



MODEL KEA

REFERENCE	SIZE	Mechanism Model (Accessories)
0202001006	160 x 200 x 14	Mod. 710, Mod. 710 Motorized y Mod. 710 L
0202001005	140 x 200 x 14	Mod. 710, Mod. 710 Motorized y Mod. 710 L
0202001004	120 x 200 x 14	Mod. 710, Mod. 710 Motorized y Mod. 710 L
0202001003	100 x 200 x 14	Mod. 710, Mod. 710 Motorized y Mod. 710 L
0202001002	90 x 200 x 14	Mod. 710, Mod. 710 Motorized y Mod. 710 L
0202001001	70 x 200 x 14	Mod. 710, Mod. 710 Motorized y Mod. 710 L
0202005008	160 x 190 x 12	Mod. 690
0202005007	140 x 190 x 12	Mod. 690
0202005006	120 x 190 x 12	Mod. 690
0202005005	90 x 190 x 12	Mod. 690



COMPOSITION:

NUCLEUS:

Spring nucleus reinforced with anti-noise nappa and raffia.

PADED:

Wadding and foam padded woven + tnt (non-woven) double-face.

FABRIC:

Damasco woven 100% cotton.

COTTON TRIMMING:

White cotton trimming.

THICKNESS:

+/- 14 cm



Springs




Damask fabric



MODEL ELBA

REFERENCE	SIZE	MECHANISM MODEL (recommended)
0202003006	132 x 175 x 12	Mod. M84 y Mod. 84 Eco
0202003005	112 x 175 x 12	Mod. M84 y Mod. 84 Eco
0202003004	102 x 175 x 12	Mod. M84 y Mod. 84 Eco
0202003003	82 x 175 x 12	Mod. M84 y Mod. 84 Eco
0202003002	72 x 175 x 12	Mod. M84 y Mod. 84 Eco
0202003001	62 x 175 x 12	Mod. M84 y Mod. 84 Eco



COMPOSITION:

NUCLEUS:

Spring nucleus reinforced with padding.

PADDED:

Wadding padded woven + tnt (non-woven) double-face.

FABRIC:

Combi woven.

COTTON TRIMMING:

White cotton trimming.

THICKNESS:

+/- 12 cm



Springs





MECHA NISM RELAX

MECHANISM RELAX

**MOTORIZED
MECHANISM RELAX**

MOTORIZED MECHANISM RELAX



CHARACTERISTICS:

Fastening: screwed to the frame of the armchair or sofa.

It can be opened from the left/right side.

There is an anchor to join several modules together.

COMPOSITION:

1. MECHANISM RELAX WALL

2. BOTTOM (2 OPTIONS)

2.1- CIRCULAR BOTTOM

2.2- OVAL BOTTOM

3. TRANSFORMER

MOTORIZED MECHANISM RELAX

REFERENCE	DESCRIPTION
0214001001	MOTORIZED MECHANISM RELAX 48 CM.
0214001002	MOTORIZED MECHANISM RELAX 68 CM.

Contact us for any other measurements

MEASUREMENTS:

It is available as standard measurements of 48 and 68 cm inside the frame.



TECHNICAL CHARACTERISTICS

